



District Report Card: 2017


State: Rajasthan	District: Jodhpur
Class: 8	Subject: Mathematics
Schools: 50	Students: 1173


Participation/Coverage


Students

<div>GENDER</div> <div></div>	Boys		Girls	
	Number	%	Number	%
	596	50.81	577	49.19

<div>AREA</div> <div></div>	Rural		Urban	
	Number	%	Number	%
	1070	91.22	103	8.78

<div>CATEGORY</div> <div></div>	SC		ST		OBC		GEN	
	Number	%	Number	%	Number	%	Number	%
	305	26.00	40	3.41	661	56.35	167	14.24

<div>CWSN</div> <div></div>	LD	VI	HI	S&LD	ID	Oth
	4	1	2	5	2	0

<div>Management</div> <div></div>	Government		Government-aided	
	Number	%	Number	%
	1173	100.00	0	0.00

Average Performance of Students in Mathematics (%)

Overall	Gender		Area		Management		Social Group			
	Male	Female	Rural	Urban	Govt.	Aided	SC	ST	OBC	GEN
58.82	60.50	57.08	60.24	44.01	58.82	0.00	59.56	57.17	58.16	60.44

Performance on Learning Outcomes (LOs)

Learning Outcomes	Description	Average Performance(%)
M601	Solves problems involving large numbers by applying appropriate operations	56.12
M606	Solves problems on daily life situations involving addition and subtraction of fractions / decimals	66.78
M620	Finds out the perimeter and area of rectangular objects in the surroundings like floor of the class room, surfaces of a chalk box etc.	69.91
M621	Arranges given/collected information in the form of table, pictograph and bar graph and interprets them	58.04
M702	Interprets the division and multiplication of fractions	49.62
M705	Solves problems related to daily life situations involving rational numbers	50.64
M706	Uses exponential form of numbers to simplify problems involving multiplication and division of large numbers	61.06
M707	Adds/subtracts algebraic expressions	74.68
M710	Solves problems related to conversion of percentage to fraction and decimal and vice versa	65.22
M717	Finds out approximate area of closed shapes by using unit square grid/graph sheet	48.08
M719	Finds various representative values for simple data from her/his daily life contexts like mean, median and mode	62.92
M721	Interprets data using bar graph	74.54
M801	Generalizes properties of addition, subtraction, multiplication and division of rational numbers through patterns	47.09
M802	Finds rational numbers between two given rational numbers	61.06
M803	Proves divisibility rules of 2, 3, 4, 5, 6, 9 and 11	76.22
M804	Finds squares, cubes, square roots and cube roots of numbers using different methods	68.39
M808	Uses various algebraic identities in solving problems of daily life	28.45
M812	Verifies properties of parallelogram and establishes the relationship between them through reasoning	52.26
M818	Finds surface area and volume of cuboidal and cylindrical object	30.45
M819	Draws and interprets bar charts and pie charts	59.59

Range of Performance of Students who Answered Correctly							
Below 30%		30% - 50%		50% - 75%		Above 75%	
Number	%	Number	%	Number	%	Number	%
188	16.03	208	17.73	444	37.85	333	28.39

Lowest Performing Learning Outcomes (LOs)

- 1 - Uses various algebraic identities in solving problems of daily life (28.45)
- 2 - Finds surface area and volume of cuboidal and cylindrical object (30.45)
- 3 - Generalizes properties of addition, subtraction, multiplication and division of rational numbers through patterns (47.09)

4 - Finds out approximate area of closed shapes by using unit square grid/graph sheet (48.08)

5 - Interprets the division and multiplication of fractions (49.62)